





part of your door

Booster Springs Assembly

Montage Handleiding
Fitting Manual
Montage Anleitung
Montage Manuel
Montaje Manual
Di installazione Manuale
Montaž Instrukcje
Montáž Návod










- 1) Pull out 95 spring.
- 2) Put tool (2) between both springs.



Mount 12005-W / 12105-W plug into 12001-S (with short ears) / 12001-K, using 14033 bolts

- 1) Remove tool.
- 2) Turn spring on the 152 spring plug.



Bend the tail of the 152 spring



Finish the booster assembly by fixing the 95 stationary spring into 152 spring, unusing 14033 bolts

